

**Indoor Small Pixel Pitch**

**X3-COB Series**



## Waterproof, dustproof, and impact resistant

Due to the small spacing of conventional SMD small pitch displays, the display unit cannot be glued or installed with a mask, exposing the LED on the outside, making the display waterproof, dustproof, and collision resistant obstacles for dust free crossing. Even during transportation, the light beads will be knocked off.

The COB integrated packaging technology has completely overcome the difficulties that SMD cannot overcome with small spacing, truly achieving waterproofing, dust prevention, and impact resistance.





COB



SMD

COB packaging achieves better video optical performance through chip level packaging, resulting in more comfortable and soft image quality. No significant pixel graininess, more suitable for "closer range", "indoor ambient light", "longer duration". Applications under conditions such as long-term viewing.



HD resolution



Ultra light and  
ultra-thin



Dual system



Front Maintenance



Creative splicing



Fast installation


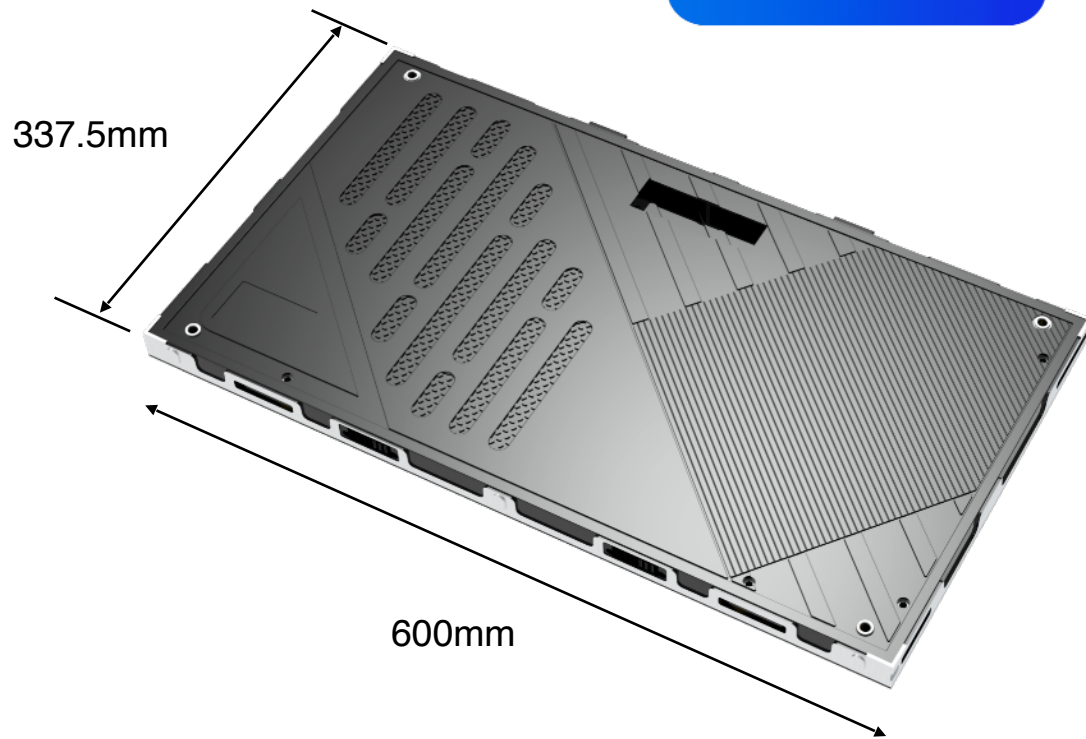


Wide Viewing-angle




Silent operation

## Dimension



27.5mm

Weight 4.5kg



## Wide color gamut

Professional color management techniques,  
rich color layers and more natural color transitions



**HDR**

High dynamic range image  
processing technology



**10000:1**

high contrast ratio



**16bit**

high gray rate

Cabinets seamless splicing to make 2K, 4K, 8 and 16 K ultra high definition LED screen

16K



8K

4K

2K

## High brightness and high gray

High brightness, high grayscale, high refresh rate, no scanning line for taking photos.



Other | Details los




X3-COB Series | Clear details

## 170° Super wide viewing angle

Perfect presentation of images from any angle





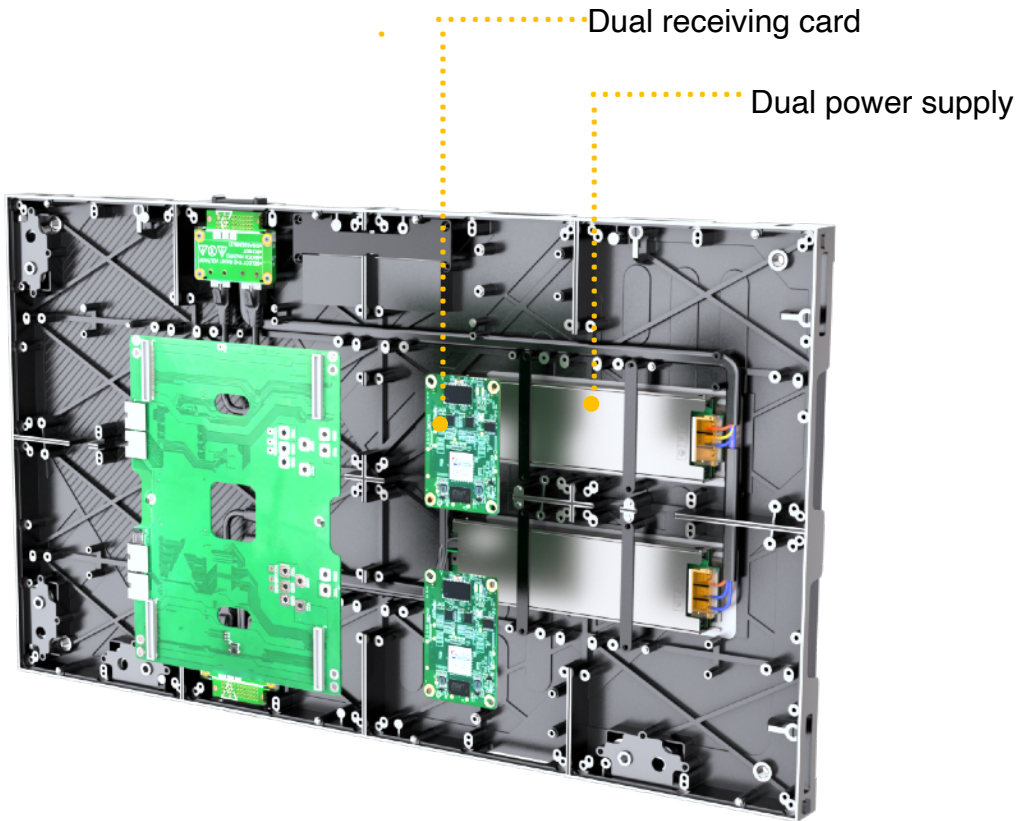
## Front maintenance

Can be applied to different installation environments

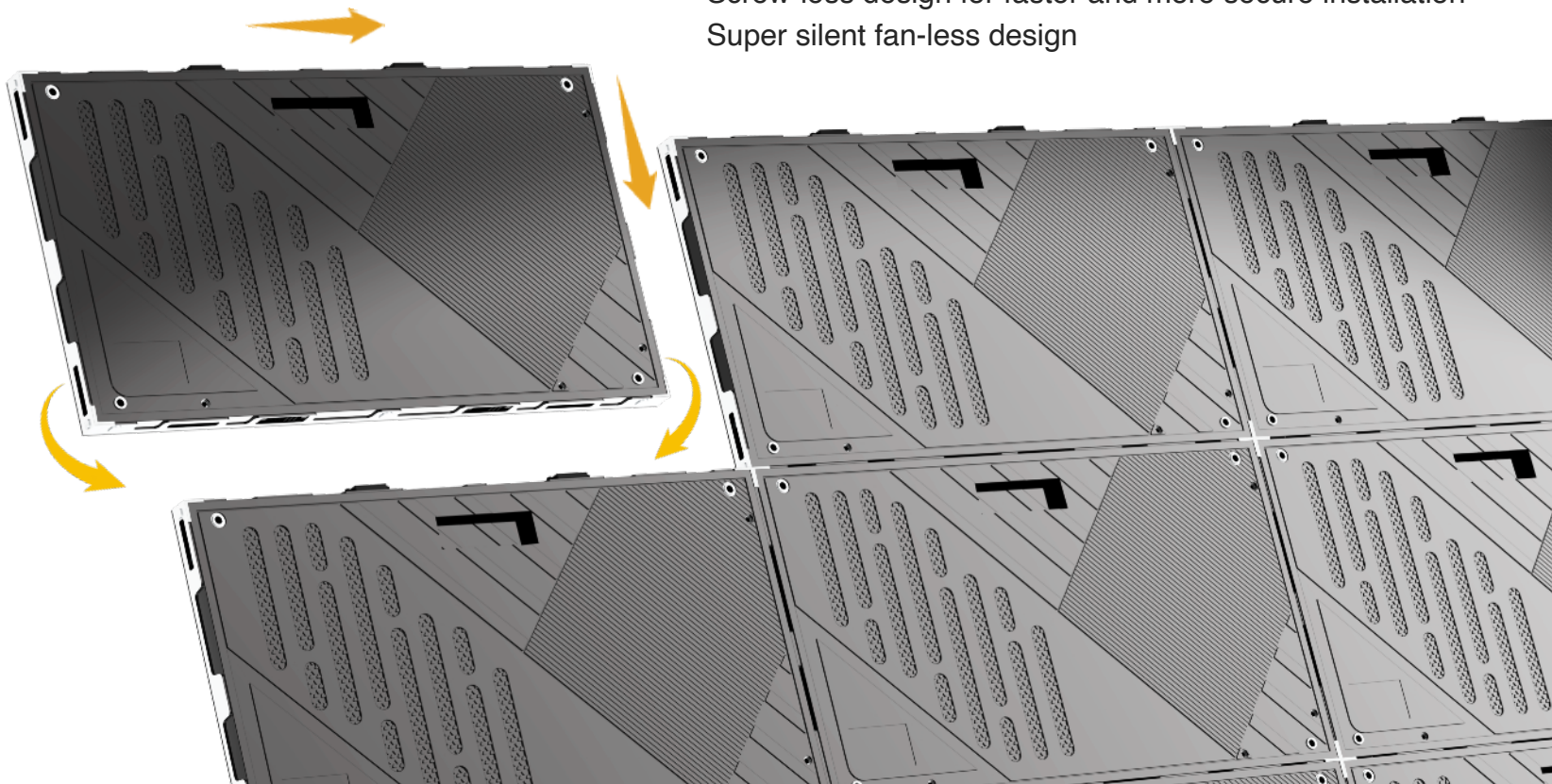
## Dual card dual electric

Configurable dual backup version to ensure uninterrupted power supply。

Signal not lost, more stable and reliable。



## Seamless Splicing



Die-casting Aluminum Cabinet structure with CNC high-precision processing

(Flatness of Cabinets  $\leq 0.1\text{mm}$ )

Screw-less design for faster and more secure installation

Super silent fan-less design

## Creative splicing

Supports shapes such as right angles and arcs to meet various creative splicing needs.



## Installation method

Support multiple installation methods such as lifting, wall mounted installation, and embedded installation, suitable for more scenarios.



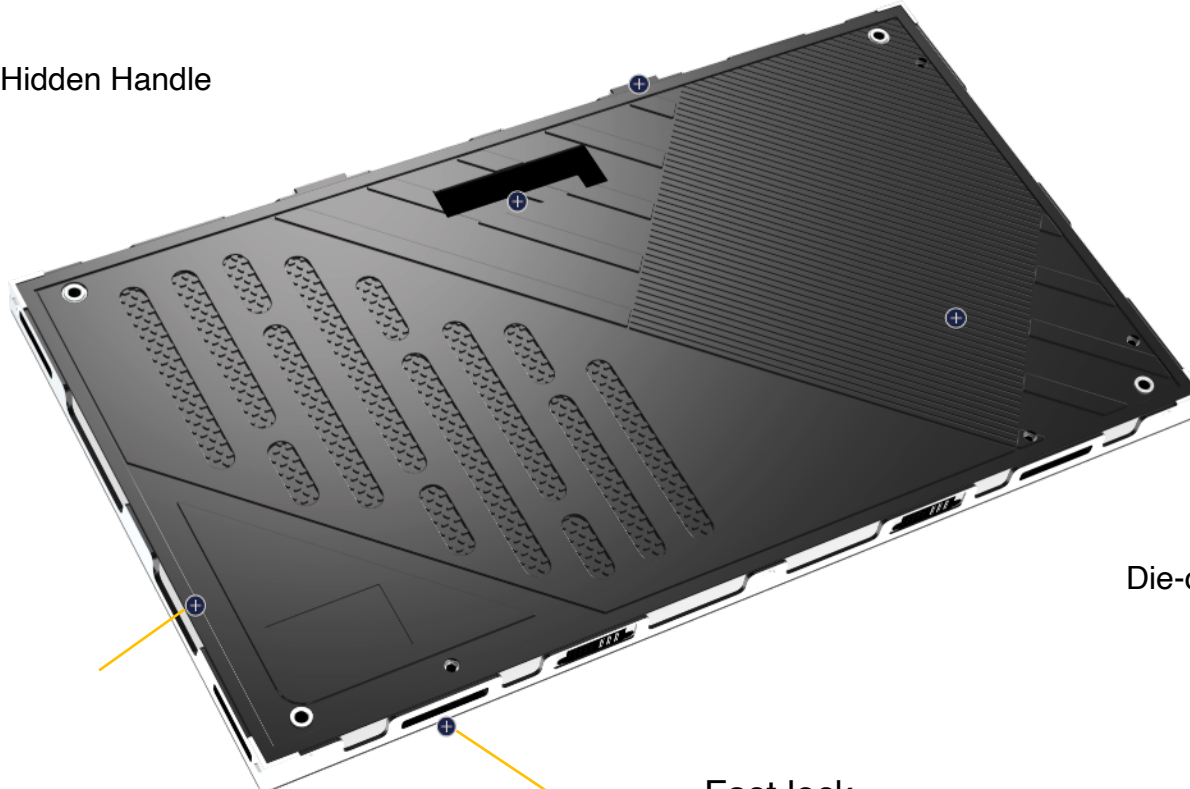
Wall mounted installation



lifting

Intergrated power &Signal connector

Hidden Handle



Die-casting Aluminum

Wire-passing

Fast lock

Pixel Pitch	P0.625	P0.78	P0.9375	P1.25	P1.5625	P1.875
Packaging type	COB	COB	COB	COB	COB	COB
Physical density(Dot/sq.m)	2560000	1638400	1137778	640000	409600	284444
Module resolution	240X270	192X216	160X180	120X135	96X108	80X90
Module size(mm)	150X168.75	150X168.75	150X168.75	150X168.75	150X168.75	150X168.75
Panel Dimension (WXHXD/mm)	600X337.5X27.5	600X337.5X27.5	600X337.5X27.5	600X337.5X27.5	600X337.5X27.5	600X337.5X27.5
Panel Resolution	960X540	768X432	640X360	480X270	384X216	320X180
Module QTY(WXH)	4X2	4X2	4X2	4X2	4X2	4X2
Panel weight(kg)	4.5	4.5	4.5	4.5	4.5	4.5
Maintenance Mode	Front maintenance	Front maintenance	Front maintenance	Front maintenance	Front maintenance	Front maintenance
Cabinet Material	Die-cast aluminum	Die-cast aluminum	Die-cast aluminum	Die-cast aluminum	Die-cast aluminum	Die-cast aluminum
Brightness Calibration	Have	Have	Have	Have	Have	Have
Brightness(Nits)	≥600	≥600	≥600	≥600	≥600	≥600
Color temperature(K)	5000-12000 Optional	5000-12000 Optional	5000-12000 Optional	5000-12000 Optional	5000-12000 Optional	5000-12000 Optional
Viewing angle(V/H)	170°/170°	170°/170°	170°/170°	170°/170°	170°/170°	170°/170°
Brightness/Color uniformity	≥99.8%	≥99.8%	≥99.8%	≥99.8%	≥99.8%	≥99.8%
Contrast ratio	10000 : 1	10000 : 1	10000 : 1	10000 : 1	10000 : 1	10000 : 1
Frame frequency	50/60	50/60	50/60	50/60	50/60	50/60
Drive mode	64 scan	64 scan	1/60 scan	1/60 scan	1/48 scan	1/45 scan
Grey level	16bit	16bit	16bit	16bit	16bit	16bit
Refresh rate(Hz)	3840	3840	3840	3840	3840	3840
Max. power consumption(W/sq.m)	420	420	420	420	420	420
Avg. power consumption(W/sq.m)	80-150	80-150	80-150	80-150	80-150	80-150
Protection level	IP31	IP31	IP31	IP31	IP31	IP31
Power input	AC90-264V,47-63Hz					
Working temperature/humidity(°C/RH)	-20~60°C/10%~85%					
Storage temperature/humidity(°C/RH)	-20~60°C/10%~85%					
Certification	CCC/CE/RoHS/FCC/CB/TUV/IEC					

# Applications



# Applications



**THANKS**